

技嘉 G1 Gaming GTX1080/1070 显卡冷头安装教程

安装教程(实例示范)

INSTALL TUTORIAL (DEMONSTRATION)

BARROW



拆除图中标出的螺丝，对角拆除，备用


P/N:BS-GIG1080-PA ①

BARROW



拆除图中标出螺丝，备用

P/N:BS-GIG1080-PA ②



BARROW



拆除图中标出螺丝


P/N:BS-GIG1080-PA ⑤

BARROW



原装背板拆除，备用

P/N:BS-GIG1080-PA ⑥






BARROW



安装图中标出螺丝

P/N:BS-GIG1080-PA ⑪

BARROW



安装完成

P/N:BS-GIG1080-PA ⑫